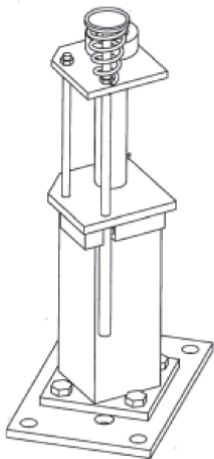


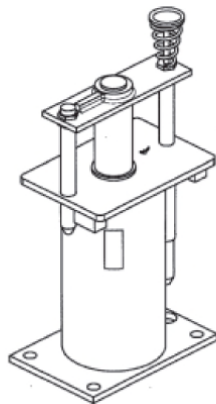
BUFFERS

BUFFERS

Give us your specifications and we'll give you what you need!
Fill out survey form below



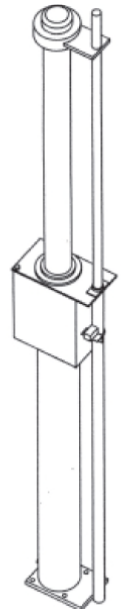
Type 1



Type 2



Type 3



Type 4

All new buffers are equipped with both switches and rope stretch switches.

Buffer Type	Part No.	Stroke Range	Load
1 & 2	AAA6136BE**	8.6" - 17.13"	Up to 18.3k lb.
		11.8" - 45"	
3	AAA6136BE54 AAA6136BE55	68.5" & 83"	16.5k lb.
4	AAA6136BE56	98.6"	22k lb.

SURVEY

All fields must be completed to ensure an accurate buffer quote.

Existing Overall Length: _____

Existing Stroke: _____

Elevator Rated Speed: _____

Car or CWT Striking Speed (see NOTE): _____

Present Striking Load or Buffer Load Rating: _____

Is reduced stroke buffer condition present: _____

NOTE: Car or CWT striking speed may be less than elevator rated speed.

Email your survey to: info@unitecparts.com

