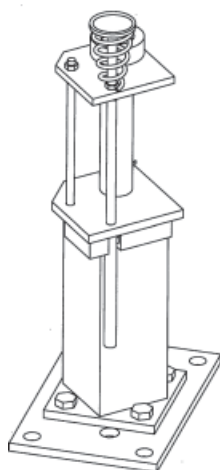
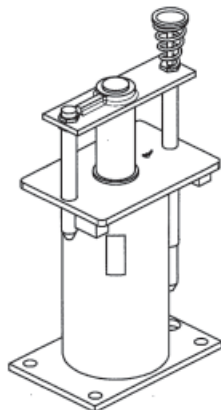


Don't Forget to Buffer it
Give us your specs and we'll give you what you need!



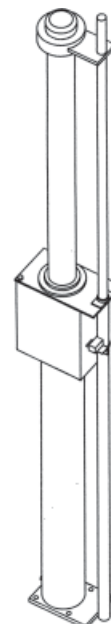
Type 1



Type 2



Type 3



Type 4

All new buffers are equipped with both buffer switches and rope stretch switches.

Buffer Type	Part No.	Stroke Range	Load
1 & 2	AAA6136BE**	8.6" - 17.13"	Up to 18.3k lb.
		11.8" - 45"	
3	AAA6136BE54 AAA6136BE55	68.5" & 83"	16.5k lb.
4	AAA6136BE56	98.6"	22k lb.

SURVEY

All fields must be completed to ensure an accurate buffer quote.

Existing Overall Length:

Existing Stroke:

Elevator Rated Speed:

Car or CWT Striking Speed (see NOTE):

Present Striking Load or Buffer Load Rating:

Is reduced stroke buffer condition present:

NOTE: Car or CWT striking speed may be less than elevator rated speed.

UNITEC PARTS COMPANY®

www.unitecparts.com 800-328-7840

(03/2008) © UNITEC 2008. All rights reserved.

Unitec® is a registered trademark of Otis Elevator Corporation, Farmington, CT.